




# Knabstrupperforeningen for Danmark

UPDATED 2026 (edition March 21<sup>st</sup>, 2026)



## **BREEDING PROGRAM FOR THE KNABSTRUPPER OF CLASSIC TYPE**

*Standard adopted in 2005*



## Breeding Program for the Knabstrupper of Classic Type

### PURPOSE

#### CHAPTER 1: THE STANDARD

##### 1.1 BREEDING GOAL

##### 1.2 SIZE

##### 1.3 CONFORMATION

##### 1.3.1 Type

##### 1.3.2 Head and Neck

##### 1.3.3 Shoulder and Withers

##### 1.3.4 Topline and hindquarter

##### 1.3.5 Limbs

##### 1.4 MOVEMENT

##### 1.5 TEMPERAMENT

##### 1.6 COLOUR

#### CHAPTER 2: ANCESTRY/PEDIGREE

##### 2.1 REQUIREMENTS AND GUIDELINES FOR ANCESTRY/PEDIGREE

##### 2.1.1 Pedigree Requirements for the Main Section of the Studbook

##### 2.1.2 Pedigree Requirements for the appendix to the Main Section of the Studbook

##### 2.1.3 Definition of approved ancestry

##### 2.1.3.1 Before 1996

##### 2.2 DIVISION OF THE STUDBOOK

##### 2.2.1 The Main Section of the Studbook

##### 2.2.2 Supplementary Sections of the Studbook

##### 2.2.2.1 Appendix to the Main Section of the Studbook F3, F2 & F1

##### 2.2.2.2 Appendix to the Main Section of the Studbook F0

##### 2.2.2.3 Cross Breed Register, LU

##### 2.3 PEDIGREE REQUIREMENTS FOR PRESENTATION AT GRADINGS AND INSPECTIONS

##### 2.3.1 Foals and young stock

##### 2.3.2 Mares

##### 2.3.2.1 Main studbook

##### 2.3.2.2 Appendix to the Main Section of the Studbook, Pre-register

##### 2.3.3 Geldings

##### 2.3.4 Stallions

##### 2.3.4.1 Transitional rules.

##### 2.3.4.2 History

##### 2.3.4.3 Incomplete pedigree

##### 2.3.4.4 Grading requirements for stallion-mothers

##### 2.4 PUREBRED

##### 2.4.1 Criteria

##### 2.4.2 History

##### 2.4.3 Knabstrupper of Classic Type versus Purebred Knabstrupper of Classic Type

##### 2.4.4 Definition of Knabstrupper ancestry

##### 2.5 MOBILITY BETWEEN THE KNABSTRUPPER BREEDING PROGRAMS

##### 2.5.1 Breeding Programs

##### 2.5.2 Allowed crossing between Knabstrupper Breeding Programs

##### 2.5.2.1 Horses

##### 2.5.2.2 Ponies

##### 2.5.3 Descent

##### 2.5.4 Purebred



- 2.5.5 Size
  - 2.5.1.1 Ideal size
- 2.5.6 Other crosses
- 2.6 HISTORIC BLOODLINES
- 2.6.1 Labeling system for “Historic Bloodlines”
- 2.7 OUTCROSSING
- 2.7.1 The Outcross list
  - 2.7.1.1 Corresponding foreign breeding associations
  - 2.7.1.2 Colour
  - 2.7.1.3 Other spotted breeds
- 2.7.2 Permission for outcrossing
  - 2.7.2.1 Outcross stallion
  - 2.7.2.2 Outcross mares
  - 2.7.2.3 Evaluation of outcross mares

### **CHAPTER 3: REGISTRATION**

- 3.1 REGISTRATION
- 3.2 MANDATORY IDENTITY MARKING
- 3.2.1 Microchip
- 3.3 BRANDING
- 3.3.1 The Knabstrupper Brand
- 3.3.2 Identity Marking history
- 3.3.3 Identity Marking abroad
- 3.3.4 Branding rules
- 3.3.5 Branding on the neck
- 3.4 DNA AND PARENTAGE ANALYSIS

### **CHAPTER 4: GRADING**

- 4.1 GENERAL GRADING RULES
- 4.1.1 Purpose
- 4.1.2 Organization of gradings
- 4.1.3 Grading plan for Denmark
- 4.1.4 Grading outside the associations’s events
- 4.1.5 At Home Grading
- 4.1.6 Gradings outside Denmark
- 4.1.7 Entry
  - 4.1.7.1 Membership
  - 4.1.7.2 Ownership
  - 4.1.7.3 Entry fee
  - 4.1.7.4 Breeding Program
  - 4.1.7.5 Guidance
- 4.1.8 Catalog
  - 4.1.8.1 Breeding Program
  - 4.1.8.2 Purebred ratio
- 4.1.9 Judges
  - 4.1.9.1 The Grading Commission
  - 4.1.9.2 Qualification rules of judges
- 4.1.10 Measurement and identity control
  - 4.1.10.1 Description and assessment of colouration
- 4.1.11 Grey gene
  - 4.1.11.1 Stallions
  - 4.1.11.2 Mares
  - 4.1.11.3 Genotyping



- 4.1.12 Hereditary disorders and defects as well as congenital malformations and deficiencies
- 4.1.13 Horses in poor condition or with injuries
- 4.1.14 Cancellation
- 4.2 FOALS AND YOUNG STOCK
  - 4.2.1 Age
  - 4.2.2 Assessment
  - 4.2.3 Prizes/rosettes
- 4.3 MARES
  - 4.3.1 Age Eligibility for Grading
  - 4.3.2 Grading
  - 4.3.3 Assessment
  - 4.3.4 Optional loose jumping
  - 4.2.4 Prizes/rosettes
  - 4.3.6 Regrading
  - 4.3.7 Grading without presentation
    - 4.3.7.1 Conditions
    - 4.3.7.2 Application and fee
  - 4.3.8 "R" prefix
  - 4.3.9 DNA
  - 4.3.10 Progeny groups
    - 4.3.10.1 Rules concerning presentation of mare-families and progeny groups
    - 4.3.10.2 MARE FAMILY I.
    - 4.3.10.3 PROGENY GROUP I
    - 4.3.10.4 PROGENY GROUP II
    - 4.3.10.5 PROGENY GROUP III
- 4.4 GELDINGS
  - 4.4.1 Age Eligibility for Grading
  - 4.4.2 Grading
  - 4.4.3 Assessment
  - 4.4.4 Optional loose jumping
  - 4.4.5 Prizes/rosettes
  - 4.4.6 Regrading
  - 4.4.7 "R" prefix
- 4.5 STALLIONS
  - 4.5.1 Age Eligibility for presentation
  - 4.5.2 Breeding License
  - 4.5.3 Access to the Performance test
  - 4.5.4 Grading
  - 4.5.5 Regrading
  - 4.5.6 Requirements of approval
  - 4.5.7 Assessment
  - 4.5.8 Loose jumping
  - 4.5.9. Result/awards
    - 4.5.9.1 Breeding License
    - 4.5.9.2 Breeding License according to the Purebred Program
    - 4.5.9.3 Grading
    - 4.5.9.4 Rejection
  - 4.5.10 Veterinary examination
  - 4.5.11 DNA and parental verification
  - 4.5.12 Progeny Showing
    - 4.5.12.1 Rules for presentation and assessment of progeny by stallions.
    - 4.5.12.2 Small progeny group



4.5.12.3 Large progeny group

**CHAPTER 5: ELITE STATUS**

**5.1 ELITE STATUS**

**5.1.1 Guidelines**

5.1.1.1 Appointment/recognition

5.1.1.2 Application

5.1.1.3 Fee

5.1.1.4 Competition results

5.1.1.5 Dispensation

**5.2 ELITE STALLIONS**

**5.3 ELITE MARES**

**CHAPTER 6: 1-DAY PERFORMANCE TEST**

**6.1 PURPOSE**

**6.2 GUIDELINES**

6.2.1 Participants

6.2.2 Venue and duration

6.2.3 Phases

6.2.4 In practice

6.2.5 Technical Commission

6.2.6 The judges

6.2.7 Guidelines for assessment and requirements to pass

6.2.8 Scale of marks

6.2.9 Result

6.2.10 Award of "R" Prefix

6.2.11 Rider/driver

6.2.11.1 Safety hat

6.2.11.2 Use of whip and spurs

6.2.12 Tack and shoeing

6.2.12.1 Shoes

6.2.12.2 Tack

6.2.12.3 Auxiliary reins

6.2.12.4 Boots, over-reach boots and bandages

6.2.13 General rules

**6.3 DESCRIPTION OF THE PHASES OF THE ASSESSMENT.**

6.3.1 Veterinary inspection

6.3.2 Assessment of paces

6.3.2.1 Ridden assessment

6.3.2.2 Driven Assessment

6.3.3 Jumping

6.3.3.1 Loose jumping

6.3.3.2 Jumping under rider

6.3.4 Endurance assessment

**6.4 SCORE SHEETS**

6.4.1 Ridden Performance Test

6.4.2 Ridden Performance Test, jumping under rider opted out.

6.4.3 Performance Test in harness

**BREEDING PROGRAM FOR THE KNABSTRUPPER OF CLASSIC TYPE*****Standard adopted in 2005***

**PURPOSE:** The purpose of the Breeding Program for the Knabstrupper of Classic Type is to preserve and promote the Knabstrupper Breed.

**CHAPTER 1: THE STANDARD****1.1 BREEDING GOAL**

The characteristic of all Knabstruppers is that the good temperament and good physique ensures they are versatile horses, suitable for many different disciplines. It is emphasized that the breeding animals have high reproductive capacity and are free from hereditary defects.

The Knabstrupper of Classic Type has the potential to perform high school movements. The Knabstrupper of Classic Type is a durable, kind and manageable horse, which can also be handled and ridden by amateur riders.

**1.2 SIZE**

The aim is a stick height measurement between 148 cm and 165 cm at the withers. A Knabstrupper, which meets the pedigree requirements of Breeding Program for the Knabstrupper of Classic Type, but is below 148 cm (pony size) at the withers, can be graded into the Breeding Program for the Knabstrupper of Classic Type with the designation Undersize. The purpose of the Undersize designation is to keep animals in their respective Breeding Program, hereby ensuring against loss of valuable breeding material; it must always be sought to breed horses meeting the ordinary size requirements outlined in the relevant Breeding Program.

**1.3 CONFORMATION****1.3.1 TYPE:**

The ideal Knabstrupper of Classic Type is an elegant, harmoniously built and well carried horse, which should appear quadratic of build. A muscular build with good depth and width is desirable.

**1.3.2 HEAD AND NECK.**

The head must be expressive with a straight to slightly convex bridge of the nose. The eyes should be large and clear. The ears should be well set and of a suitable size. The bridge of the nose can be well defined. The lower jaw should be well defined and wide. The length and shape of the poll should allow good freedom and throat clearance between the lower jaw and the neck. The neck should be of suitable length, muscular and high set with a convex crest. An over pronounced lower neck (ewe neck) is undesirable.

**1.3.3 SHOULDER AND WITHERS.**

The shoulder should be of medium length, sloping, muscular and flexible with good freedom of movement. The withers should have good muscle. The withers should be of medium length, but may appear short due to the high set neck and muscular crest. This must not be considered a fault.

**1.3.4 TOPLINE AND HINDQUARTER.**

The top line should be muscular, flexible and gracefully rounded. The back should be medium to short, muscular and strong. The loin should be medium to short and flexible with a well-developed musculature. The croup should be muscular with some degree of slope. The tail should not be too highly set.

**1.3.5 LIMBS.**

The legs should be clean and correctly aligned with correct angles. The thigh bone should be long and sloping. The pasterns should be strong and elastic. The hooves should be strong, well-shaped and of proportionate size.

**1.4 MOVEMENT:**

The movement should be regular, energetic and rhythmic with a natural balance. Self-carriage and tracking under is essential for the Classic movement.



The walk should be relaxed with an appropriate length of stride and a slight flexion at the knees. The trot should be energetic, rhythmic and with good elevation and flexion in all joints. The canter should be calm, well balanced and with good elevation in the stride.

### **1.5 TEMPERAMENT:**

The horse must be calm, attentive, intelligent and cooperative.

### **1.6 COLOUR:**

The Knabstrupper's most significant characteristic is a particular colouration.

The colour is a desired trait, this is why a solid coloured Knabstrupper must be bred to a Knabstrupper with Knabstrupper colouration, for the offspring to be registered and graded. The different color patterns can vary greatly. The extent of the colouring therefore has no influence on the assessment and grading classification.

Genetically, the Knabstrupper colour is defined by the horse having at least one copy of the LP gene. Since the LP gene is (incompletely) dominant, the Knabstrupper colour can be recognized phenotypically, although this can be difficult when it is minimally expressed.

The characteristics to look for when the colour is minimally expressed are:

- Human eyes (white sclera)
- Flesh coloured areas at natural openings
- Striped hoofs.
- Varnish roaning

There are examples of some of the characteristics mentioned above being found in horses that do not have Knabstrupper colour. In case of doubt, the presence of the LP-gene must therefore always be documented by a gene test.

Stallions and mares with the greying gene are not eligible for grading.

Stallions with 'rat tail' (very sparse hair on the tail) are not eligible for grading.

Horses with distinctly pinto, piebald or skewbald markings are not eligible for grading.

## **CHAPTER 2: ANCESTRY/PEDIGREE**

### **2.1 REQUIREMENTS AND GUIDELINES FOR ANCESTRY/PEDIGREE**

#### **2.1.1 Pedigree Requirements for the Main Section of the Studbook**

For an animal to be eligible for the Association's Main Section of the Studbook, it must have at least 3 full generations of approved ancestry.

#### **2.1.2 Pedigree Requirements for the appendix to the Main Section of the Stud Book**

Horses that do not have the approved ancestry for the Main Section of the Stud Book can be graded into an appendix to the main section of the studbook cf. 2.2.2

#### **2.1.3 Definition of approved ancestry**

By approved ancestry, it is understood, that the ancestors in the animal's pedigree are:

- Registered with Knabstrupperforeningen for Danmark, or with another EU approved Knabstrupper studbook that follows the rules of Knabstrupperforeningen for Danmark.
- Graded in Knabstrupperforeningen for Danmark, or in another EU approved Knabstrupper studbook that follows the rules of Knabstrupperforeningen for Danmark.
- As a starting point, graded horses from other studbooks from which Knabstrupperforeningen for Danmark accepts outcrossing. However Knabstrupperforeningen for Danmark accepts breeds on the outcross list, even if the mother studbook of the breed does not have mandatory grading/offers the opportunity. As a minimum, for outcross horses in the main section of the studbook, the animal itself must be graded, for horses in the appendix for an ancestor/link in the pedigree to be accepted, the ancestor/link must be graded.

##### **2.1.3.1 Before 1996**

Approved ancestry is a registered mare by a stallion graded in

Knabstrupperforeningen for Danmark, or in another EU approved Knabstrupper



studbook or other studbooks from which KNN accepts outcrossing, where the mare was active up to and including 1995.



## 2.2 DIVISION OF THE STUDBOOK

### 2.2.1 The Main Section of the Studbook

THE MAIN SECTION OF THE STUDBOOK – <i>Knabstrupper with a minimum of three generations of approved ancestry</i>		
<b>A*</b>	<b>Stallions fully graded in Knabstrupperforeningen for Danmark</b> -Who have passed their Performance test and final grading	<b>Mares graded in Knabstrupperforeningen for Danmark</b>
<b>B*</b>	<b>Stallions graded in an EU approved Knabstrupper studbook that follows the rules of Knabstrupperforeningen for Danmark</b> -Who have passed their Performance test and final grading	<b>Mares graded in an EU approved Knabstrupper studbook that follows the rules of Knabstrupperforeningen for Danmark</b>
*Horses in section A and B have equal status		
<b>C**</b>	<b>Stallions approved in Knabstrupperforeningen for Danmark</b> -stallions awarded a breeding license -stallions awarded a limited breeding license according to the Purebred Program (cf. 4.5.12) <i>When the breeding license runs out, the stallion can either pass the final grading and be placed in section A or B, or the stallion is again placed in section E</i>	
<b>D**</b>	<b>Stallions approved in an EU approved Knabstrupper studbook that follows the rules of Knabstrupperforeningen for Danmark</b> -stallions awarded a breeding license -stallions awarded a limited breeding license according to the Purebred Program (cf. 4.5.12) <i>When the breeding license runs out, the stallion can either pass the final grading and be placed in section A or B, or the stallion is again placed in section E</i>	
**Horses in section C and D have equal status		
<b>E</b>	<b>Colt progeny</b> Knabstrupper progeny is entered into this section when offspring by: - Knabstrupper stallions in Section A, B, C and D and Knabstrupper mares in Section A, B, E, F3 and G3 or mares (Main Section of the Studbook and F3) approved from the outcross list. - Stallions approved from the outcross list and Knabstrupper mares in Section A, B and F3. <i>Can be presented for grading, if the mother is graded/ being presented for grading.</i>	<b>Filly progeny</b> Knabstrupper progeny is entered into this section when offspring by: - Knabstrupper stallions in Section A, B, C and D and Knabstrupper mares in Section A, B, E, F3 and G3 or mares (Main Section of the Studbook and F3) approved from the outcross list. - Stallions approved from the outcross list and Knabstrupper mares in Section A, B and F3. <i>Can be presented for grading.</i>
<b>G</b>	<b>Colt progeny by Knabstrupper stallions in Section E and G and Knabstrupper mares in Section A, B, E and G</b> -Colts by a non-graded/non-approved stallion cannot be put forward for grading or Foal- and Young Stock assessment. <i>If the sire is subsequently fully approved with Knabstrupperforeningen for Danmark or an EU approved Knabstrupper studbook that follows the rules of Knabstrupperforeningen for Danmark the stallion can be moved to Section E</i>  <b>Colt progeny out of G1 and G2 mares</b> sired by a stallion from Section A, B, C, D or stallions approved from the outcross list are at birth entered into Section G -Cannot be put forward for grading -Can be presented for gelding assessment after castration. -Can be presented for Foal- and Young stock assessment. <i>If subsequently either the dam sire or the great dam sire are fully approved with Knabstrupperforeningen for Danmark or an EU approved Knabstrupper studbook that follows the rules of Knabstrupperforeningen for Danmark, the stallion can be moved to Section E</i>	<b>G3 - Filly progeny out of a G2 mare</b> sired by a stallion from Section A, B, C, D or a stallion approved from the outcross list -Can be put forward for grading -Can be presented for Foal- and Young stock assessment. -Progeny out of a G3 mare sired by a stallion from Section A, B, C, D or a stallion approved from the outcross list are entered in Section E at birth <i>If subsequently the great dam sire is fully approved with Knabstrupperforeningen for Danmark or an EU approved Knabstrupper studbook that follows the rules of Knabstrupperforeningen for Danmark, the mare can be moved to Section E</i>  <b>G2 - Filly progeny out of a G1 mare</b> sired by a stallion from Section A, B, C, D or an approved stallion from the outcross list -Can be put forward for grading -Can be presented for Foal- and Young stock assessment. <i>If subsequently the dam sire is fully approved with Knabstrupperforeningen for Danmark or an EU approved Knabstrupper studbook that follows the rules of Knabstrupperforeningen for Danmark, the mare can be moved to Section E</i>  <b>G1 - Filly progeny sired by a stallion from Section E or G</b> and Knabstrupper mares in Section A, B, E or G -Can be put forward for grading -Cannot be presented for Foal- and Young stock assessment. <i>If subsequently the sire is fully approved with Knabstrupperforeningen for Danmark or an EU approved Knabstrupper studbook that follows the rules of Knabstrupperforeningen for Danmark, the mare can be moved to Section E</i>



## 2.2.2 Supplementary Sections of the Studbook

### 2.2.2.1 Appendix to the Main Section of the Studbook F3, F2 & F1

#### APPENDIX TO THE MAIN SECTION OF THE STUDBOOK

*Graded Knabstruppers with incomplete ancestry*

<b>F3</b>	<b>Daughter of an F2 mare</b> sired by a Knabstrupper stallion from Section A, B, C and D. - Is at grading entered into F3 - Progeny out of an F3 mare sired by a Knabstrupper stallion from Section A, B, C and D or an approved stallion from the outcross list are at birth entered into Section E of the Main Section of the Studbook
<b>F2</b>	<b>Daughter of an F1 mare</b> sired by a Knabstrupper stallion from Section A, B, C and D - Is at grading entered into F2 - Must be put to a Knabstrupper stallion from Section A, B, C or D
<b>F1</b>	<b>Mare with Knabstrupper colouration of unknown or non-approved ancestry</b> - Is at grading entered into F1 - Must be put to a Knabstrupper stallion from Section A, B, C or D

### 2.2.2.2 Appendix to the Main Section of the Studbook F0

#### APPENDIX TO THE MAIN SECTION OF THE STUDBOOK

*Ungraded Knabstruppers with incomplete ancestry*

<b>F0</b>	<b>Colt progeny out of F2 mares</b> <i>Knabstrupper progeny is entered at birth into this section when offspring by:</i> - Knabstrupper stallions in Section A, B, C and D	<b>Filly progeny out of F2 mares</b> <i>Knabstrupper progeny is entered at birth into this section when offspring by:</i> - Knabstrupper stallions in Section A, B, C and D
	<b>Colt progeny out of F1 mares</b> <i>Knabstrupper progeny is entered at birth into this section when offspring by:</i> - Knabstrupper stallions in Section A, B, C and D  Cannot be put forward for grading Can be presented for gelding assessment after castration. Can be presented for Foal- and Young Stock assessment.	<b>Filly progeny out of F1 mares</b> <i>Knabstrupper progeny is entered at birth into this section when offspring by:</i> - Knabstrupper stallions in Section A, B, C and D  Can be put forward for grading Can be presented for Foal- and Young Stock assessment.

### 2.2.2.3 Crossbred Register, LU

#### CROSSBRED REGISTER

*Crossbred progeny by approved Knabstrupper stallions*

<b>LU</b>	<b>Colt progeny out of mares of unknown, incomplete or unapproved ancestry &amp; F0</b> <i>Knabstrupper progeny is entered at birth into this section when offspring by:</i> - Knabstrupper stallions in Section A, B, C and D  Cannot be put forward for grading Can be presented for gelding assessment after castration. Can be presented for Foal- and Young Stock assessment.	<b>Filly progeny by mares of unknown, incomplete or unapproved ancestry &amp; F0</b> <i>Knabstrupper progeny is entered at birth into this section when offspring by:</i> - Knabstrupper stallions in Section A, B, C and D  Can be put forward for grading, will be entered in appendix F1 Can be presented for Foal- and Young Stock assessment.
-----------	--	---



## 2.3 PEDIGREE REQUIREMENTS FOR PRESENTATION AT GRADINGS AND INSPECTIONS

### 2.3.1 FOAL AND YOUNG STOCK

Foals and young stock with approved ancestry from both the Main Section of the Studbook and Appendix to the Main Section of the Studbook are eligible to be put forward for assessment at events organized by Knabstrupperforeningen for Danmark.

### 2.3.2 MARES

#### 2.3.2.1 Main Section of the Studbook

Mares can be graded in the Main Section of the Studbook if parents, grandparents and great grandparents are of approved descent.

#### 2.3.2.2 Appendix to the Main Section of the Studbook, Pre-register

Mares that do not have fully approved ancestry can be graded into an Appendix to the Main Section of the Studbook. This is called the Pre-register and the number of approved generations determines whether the mare is accepted into F1, F2 or F3.

Mares of Knabstrupper colouration of unknown or not approved decent, but of acceptable conformation and movement, can be graded into F1. Mares of unknown or unapproved descent, which to a significant extent differ from the standards/types cannot be graded.

Mares can only be graded into F1 if they achieve a mark in overall impression of 6-7-8-9-10 and no partial mark below 5.

The daughter of an F1 mare and an approved Knabstrupper stallion is placed into F2 when graded.

The daughter of an F2 mare and an approved Knabstrupper stallion is placed into F3 when graded.

Progeny of F3 mares and an approved stallion (either a Knabstrupper stallion or a stallion from the accepted outcross list) is placed into the Main Section of the Studbook at birth.

### 2.3.3 GELDINGS

Geldings of approved ancestry from both the Main Section of the Studbook and the Appendix to the Main Section of the Studbook can be presented for grading (cf. 2.3.2 Mares).

Knabstrupper coloured geldings of unknown or not approved decent can also be graded.

### 2.3.4 STALLIONS

Stallions, put forward for breeding license and grading, must be registered in the Main Section of the Studbook, i.e. parents, grandparents and great grandparents must be of approved ancestry.

#### 2.3.4.1 Transitional rules.

A stallion of not fully approved ancestry may be graded according to the following rules. Stallions born up until and including 1999 out of F2 mares are eligible for grading. Stallions born in 2000 or later out of at least F3 mares are eligible for grading.

#### 2.3.4.2 History

Requirements regarding approved ancestry of stallions have changed and increased through the history of the association.

In the early days of Knabstrupperforeningen for Danmark, stallions of unknown descent were also graded.

Later the requirements were: *“Full three generations ancestry or graded parents”* It should be noted, that e.g. “bay mare” was considered an approved link at the time. These requirements were in force until 1999. 1999 was the deadline for stallions out of F1 mares being eligible for grading.

#### 2.3.4.3 Incomplete pedigree

Under special circumstances, the association may accept an incomplete pedigree on the stallion's dam (mother) side. A graded stallion cannot reduce the studbook status of its progeny more than the progeny's dam's status. Therefore, in any such case the ancestry of a graded stallion is considered fully approved.

#### 2.3.4.4 Grading requirements for stallion-mothers



Stallions born in 1996 or later must be out of a graded mare or a mare assessed and approved for outcrossing, to be eligible for grading.

## 2.4 PUREBRED

### 2.4.1 Criteria

For a Knabstrupper to be considered Purebred, Knabstrupperforeningen for Danmark has defined the criteria as:

Year of birth	Purebred ratio (minimum)
Horses born in and up to 2009	6/8 (75%) purity in the 3 <sup>rd</sup> generation
Horses born from and in 2010	7/8 (87,5%) in the 3 <sup>rd</sup> generation or 12/16 purity in the 4 <sup>th</sup> generation

### 2.4.2 History

- In 1994 Knabstrupperforeningen for Danmark adopted, for the first time, the criteria for The Purebred Knabstrupper. A minimum of 6/8 Knabstrupper in the 3<sup>rd</sup> generation was required for a Knabstrupper to be considered as purebred.
- In 2001 the Purebred Program was adopted. The association defines 15/16 (93,75%) as the future minimum criteria for Purebred, to be implemented in 2025. A transitional arrangement with a gradual tightening of the criteria was planned.

Transitional arrangement, adopted in 2001	
Year of birth	Purebred ratio (minimum)
Horses born up to and including 2009	6/8 (75%) purebred in the 3 <sup>rd</sup> generation
Horses born from and including 2010	12/16 (75%) purebred in the 4 <sup>th</sup> generation
Horses born from and including 2017	14/16 (87,5%) purebred in the 4 <sup>th</sup> generation
Horses born from and including 2025	15/16 (93,75%) purebred in the 4 <sup>th</sup> generation

- Following the adoption of the Purebred Program, the number of purebred Knabstruppers rose according to plan. But after the financial crisis in 2007, Knabstrupper breeding was severely affected. This also hits Purebreeding hard, in 2016 causing the General Assembly to prolong the intervals between tightening of the criteria.

Transitional arrangement, adopted in 2016	
Year of birth	Purebred ratio (minimum)
Horses born up to and including 2009	6/8 (75%) purebred in the 3 <sup>rd</sup> generation
Horses born from and including 2010	12/16 (75%) purebred in the 4 <sup>th</sup> generation
Horses born from and including 2022	14/16 (87,5%) purebred in the 4 <sup>th</sup> generation
Horses born from and including 2030	15/16 (93,75%) purebred in the 4 <sup>th</sup> generation

- At Knabstrupperforeningen for Danmark's General Assembly in 2019, a change was adopted. The minimum criteria for a Knabstrupper to be considered as purebred is: currently 7/8 or 12/16 in 3<sup>rd</sup> or 4<sup>th</sup> generation accordingly.

### 2.4.3 Knabstrupper of Classic Type versus Purebred Knabstrupper of Classic Type

The Knabstrupper of Classic Type does not meet the above mentioned requirements of purebred, but offspring with the required amount of Knabstrupper ancestry, can be bred into the Breeding Program of the Purebred Knabstrupper of Classic Type.

The Purebred Knabstrupper of Classic Type can enter into the Breeding Program of the Knabstrupper of Classic Type directly.

The horse is placed in the breeding program solely according to the amount of purebred Knabstrupper ancestry.

### 2.4.4 Definition of Knabstrupper ancestry

A horse/line in the pedigree is considered to be Knabstrupper ancestry if the horse in question is graded or registered as a Knabstrupper. If a horse could have been registered or graded as a Knabstrupper, but has been entered into another association/studbook, it can be counted as Knabstrupper ancestry. A horse/link is accepted as Knabstrupper ancestry if the horse is



graded into Knabstrupperforeningen for Danmark, regardless of its pedigree. In case of doubt the Breeding Management's decision is final.

## **2.5 MOBILITY BETWEEN KNABSTRUPPER BREEDING PROGRAMS**

### **2.5.1 Breeding Programs**

Knabstrupperforeningen for Danmark has 8 Breeding Programs: 4 in the Horse section: Purebred Knabstrupper Horse, Knabstrupper Horse, Purebred Knabstrupper of Classic Type and Knabstrupper of Classic Type. And 4 in the Pony section: Purebred Knabstrupper Pony, Knabstrupper Pony, Purebred Knabstrupper Miniature Pony and Knabstrupper Miniature Pony.

### **2.5.2 Allowed interbreeding between Knabstrupper Breeding Programs**

Knabstrupper from other Breeding Programs can, to some extent enter into the Breeding Program for the Knabstrupper of Classic Type according to the following guidelines:

#### **2.5.2.1 Horses**

From the Horse section Purebred Knabstrupper Horse, Knabstrupper Horse and Purebred Knabstrupper of Classic Type can enter directly.

#### **2.5.2.2 Ponies**

From the Pony section Purebred Knabstrupper Pony and Knabstrupper Pony which is oversize or size I or II can, to some extent, enter into the Breeding Program for the Knabstrupper of Classic Type. The Studbook status from the Pony section cannot be invoked for the Horse section. Final decision on Studbook status is made by the Breeding Management.

### **2.5.3 Descent**

From the point of view of descent, the Purebred Knabstrupper Horse, Knabstrupper Horse and Purebred Knabstrupper of Classic Type can enter into the Breeding Program for the Knabstrupper of Classic Type. A horse bred as a cross between a Knabstrupper of Classic Type and a horse from one of the above mentioned Breeding Programs is placed according to the owner's wish at grading. This of course must happen within the framework of the association's rules e.g. concerning pure breeding.

Knabstrupper Ponies Size I or II from the Breeding Programs Purebred Knabstrupper Pony and Knabstrupper Pony can, to some extent enter into the Breeding Program for the Knabstrupper Horses. The Studbook status from the Pony section cannot be invoked for the Horse section. Knabstrupperforeningen for Danmark advise breeders to ask the Breeding Management before covering, if in doubt.

The reason being that outcrossing with horses from other breeds than mentioned on the Outcross List, which breed spotted horses is not allowed for the Knabstrupper Horse. For Knabstrupper Ponies, outcrossing with other breeds than mentioned on the Outcross List which breeds spotted ponies, can be allowed.

In case of doubt the final decision on Studbook status is made by the Breeding Management.

### **2.5.4 Purebred**

Placing in Breeding Programs (purebred/not purebred) is decided solely by the number of Knabstrupper ancestors/purebred ratio.

### **2.5.5 Size**

Knabstrupper of pony size (148 cm and below) which by descent adhere to the requirements of the Breeding Program for the Knabstrupper of Classic Type, can be graded in this Breeding Program with the designation 'Undersize'.

Knabstrupper of pony size (148 cm and below) which by descent adhere to the requirements of the Breeding Program for the Knabstrupper of Classic Type, can be graded directly into the Knabstrupper Pony Breeding Programs. The progeny of such a horse (pony) and a horse from the horse section can be entered directly back into the horse section.

Knabstrupper which by descent adhere to the requirements of the Purebred Knabstrupper Pony or the Knabstrupper Pony, but which surpasses the pony measurement over 148 cm



can, to some extent be graded into the Breeding Program for the Knabstrupper of Classic Type. The decision on Studbook status is made by the Breeding Management.

#### 2.5.5.1 Ideal size

It must always be sought to breed horses meeting the ordinary size requirements outlined in the relevant Breeding Program.

#### 2.5.6 Other crosses

Permission to other crosses between Breeding Programs and sizes can only be granted by the Breeding Management.

### 2.6 HISTORIC BLOODLINES

#### 2.6.1 Labeling system for “Historic Bloodlines”

A Knabstrupper descending from one or more of the 4 lines Mikkel 1919 (Mi), Max Bodilsker (Ma), Silverking II (SK) and Zarif Skellingsted (ZS) mentioned in the book “Knabstrupperhesten - fra landbrugs- til ridehest 1940 til 1970” receives, at its grading a Historic Bloodlines label in the passport. The label states which bloodline(s) the horse’s pedigree contains.

### 2.7 OUTCROSSING

#### 2.7.1 The Outcross List

The Knabstrupper has the following Outcross List:

- Frederiksborg Hesteavlforeningen (Fredericksborger)
- Dansk Oldenborg Avl (Danish Oldenborg)
- Trakehner Avlsforbundet i Danmark (Trakehner)
- Dansk Selskab for Arabisk Hesteavl (Shagya, Arab and Angloarab)
- Dansk Varmblod (Danish Warmblood)
- Grænseegnens Holstener Hesteavlforening (Holsteiner)
- Thoroughbred XX (approved with Danish Warmblood, Trakehner or Arab Societies)
- Lusitano graded in APSL (Associação Portuguesa de Criadores do Cavallo Pure Sangue Lusitano)
- PRE graded in ANCCE (Association Nacional de Criadores de Caballos de Pure Raza Española)
- Avlsforeningen for New Forest Ponyer i Danmark (New Forest Pony)
- Welsh Pony Avlen i Danmark (not welsh sec. D – Welsh Cob) (Welsh Pony)
- Avlsforeningen for Connemara Ponyer i Danmark (Connemara Pony)
- Dansk Sports Ponyavl (Sports Pony)
- Avlsforeningen for Dartmoor Ponyer i Danmark (Dartmoor Pony)
- Avlsforeningen for Shetlandsponyer i Danmark (Shetland Pony)
- Avlsforeningen for Miniaturehesten i Danmark (former Dansk Miniatureheste Forening) (Miniature Horse)

##### 2.7.1.1 Corresponding foreign breeding associations

Outside the Danish border, the Breeding Management can extend the Outcross List to include corresponding breeding associations. **APPENDIX 1**

##### 2.7.1.2 Colour

The permitted colours of horses from the outcross list are solid chestnut, bay and black (decided at the General Assembly 2011) and Knabstrupper colour (decided at the General Assembly 2015). Horses with colours caused by dilution genes (dilution: cream and dun genes) are allowed (decided at the General Assembly 2020). Outcrossing with animals from the Outcross List which are carriers of the grey gene is not permitted (decided in 1995, updated 2007). The colour and markings of outcross animals that are not presented for assessment with Knabstrupperforeningen for Danmark, are decided according to the colour and markings recorded in their passport and on HesteData.

##### 2.7.1.3 Other spotted breeds

Outcrossing with horses from other breeds/associations other than on the Outcross List mentioned which breed spotted horses is not permitted.



## 2.7.2 Permission for outcrossing

### 2.7.2.1 Outcross stallion

If an outcross stallion from a breed/association mentioned on the Outcross List is used on a graded Knabstrupper mare, the offspring can have KNN registration papers (if the mother is a Main Studbook or F3 mare) or KNN pedigree information (if the mother is a F2 mare - applies to foals born up to and including 2020. From 2020, it is no longer permitted to cover F2 mares with stallions from the Outcross List.), the user of the mare must report to the person in charge of the Stallion List before November 1<sup>st</sup> in the year of the covering.

### 2.7.2.2 Outcross mare

A graded mare from a breed/association mentioned on the Outcross List can be approved for outcrossing. The offspring of an approved outcross mare and a graded Knabstrupper stallion or a Knabstrupper stallion with breeding license can have KNN registration papers (if the mare is a Main Studbook or F3 mare) or KNN pedigree information (if the mare is F2 or F1)

### 2.7.2.3 Inspection of outcross mares

Ungraded mares which meet the other KNN requirements for outcrossing, can be inspected by Knabstrupperforeningen for Danmark and hereby be approved for outcrossing. The rules, requirements and inspection practice used when grading Knabstrupper mares apply. The result and points are not entered into HesteData, but are entered into a separate section of the yearly published Knabstrupper Studbook. If the Grading Commission approves the mare, it is reported to SEGES as approved for outcrossing. An approval for outcrossing is equated with a grading.

## CHAPTER 3: REGISTRATION

### 3.1 REGISTRATION

Knabstrupperforeningen for Danmark has a cooperation agreement with Landsudvalget for Heste about registration. The specific work involved in registration, issuing passports **APPENDIX 2**, database etc. is carried out by SEGES Heste, Agro Food Park 15, Skejby, DK-8200 Århus N, Denmark.

Outsourcing to SEGES Heste ensures that the registration is done according to the rules of Knabstrupperforeningen for Danmark and the general registration rules of Landsudvalget for Heste **APPENDIX 3** and the current legislation.

### 3.2 MANDATORY IDENTITY MARKING

#### 3.2.1 Microchip

Knabstrupperforeningen for Danmark has mandatory microchip marking for registration. Only microchips meeting the ISO standard are accepted.

Microchip marking can be carried out by authorized Identity Markers from SEGES and veterinarians.

### 3.3 BRANDING

#### 3.3.1 The Knabstrupper Brand

Knabstrupperforeningen for Danmark's branding logo, a "K" surrounded by a shield, is copyright/design protected and can only be given to horses or ponies bred into the auspices of Knabstrupperforeningen for Danmark.

Under the logo 3 digits are found, identical to the last 3 digits in the horse's registration number/UELN.

#### 3.3.2 Identity Marking history

Branding was mandatory within Knabstrupperforeningen for Danmark from 1988 (apart from in 1992 - 1993 when it was voluntary). From 2008 the animal could be either branded or microchipped or both.

By March 1<sup>st</sup> 2010, branding was prohibited in Denmark. Hereafter microchipping is mandatory.

#### 3.3.3 Identity Marking abroad



Knabstrupper in other countries can be branded, if the national legislation allows this. Knabstrupperforeningen for Danmark follows the national legislation of the countries in which it operates.

### **3.3.4 Branding rules**

Progeny that obtain a KN in its UELN/registration number can be branded with Knabstrupperforeningen for Danmark's logo.

Horses and ponies graded into the association can be branded with logo and digits on the left thigh unless already carrying the brand of another studbook.

F1 mares and geldings of unknown or not approved descent cannot be branded with the logo in connection with a grading.

### **3.3.5 Branding on the neck**

Fully graded stallions, and mares graded with a minimum overall impression of 8 and which have successfully completed the performance test, are entitled to be branded with the logo on the left side of the neck.

Before such a brand can be given, the animal must have the standard brand on its thigh.

### **3.4 DNA and parentage analysis**

DNA-test and parentage analysis is mandatory for foals born abroad/outside Denmark in order to obtain a KNN passport.

## **CHAPTER 4: GRADING**

### **4.1 GENERAL GRADING RULES**

#### **4.1.1 Purpose**

The purpose of the grading rules is to determine and systemize the breeding work in Knabstrupperforeningen for Danmark to ensure the selection generates breeding progress.

#### **4.1.2 Organization of gradings**

The Board and Breeding Management of Knabstrupperforeningen for Danmark are responsible for the organization of gradings according to current need. The gradings must ensure the opportunity for showing foals and young stock, grading of mares and geldings, assessment of outcross mares, breeding license and grading of stallions, performance test and progeny showing.

#### **4.1.3 Grading plan for Denmark**

Stallion assessment with breeding license, grading and performance test is conducted every year in March/April alternately east and west of Storebælt. There may be deviations from this practice, if the geographical location of a majority of the stallions entered suggests it.

Knabstrupper inspections with assessment of foals and young stock, grading of mares and geldings, assessment of outcross mares and progeny groups should be conducted every year July/August or September. Inspections take place in both Zealand and Jutland.

#### **4.1.4 Grading outside Knabstrupperforeningen for Danmark's Events**

The Board and Breeding Management can, subject to Knabstrupperforeningen for Danmark's rules for assessment, organize gradings at other breeding events.

#### **4.1.5 At Home Grading**

At the request of a member, a grading can be conducted at the member's home/facility, if special circumstances justify this, the facility meets the practical requirements of a grading, and if the association finds it practicable to meet the request.

The member pays an initial fee of DKK 1.000 and all expenses concerning the At Home Grading. Besides the initial fee, the minimum cost equals the ordinary grading fee per Horse.

#### **4.1.6 Gradings outside Denmark**

At the request of a member from abroad or a Daughter Association, a grading can be conducted outside the borders of Denmark, if the association finds it practicable to meet the request. KNN must be financially indemnified at such events.

#### **4.1.7 Entry**

Horses and ponies can be entered at events if they meet the pedigree requirements of chapter 2.3



#### **4.1.7.1 Membership**

Only Active Membership of Knabstrupperforeningen for Danmark gives the right to present horses and ponies at the association's events.

#### **4.1.7.2 Ownership**

Only the registered owner of a horse or pony has the right to present the animal at the association's events. A horse or pony on loan or lease can be presented at the association's events if a copy of the loan or leasing contract is enclosed with the entry form to prove right of use.

#### **4.1.7.3 Entry fee**

As entry, grading and certificate fee, an amount decided by the Board is paid.

#### **4.1.7.4 Breeding Program**

The presenter chooses in which Breeding Program the horse is to be presented and this is stated on the entry form.

A horse can be presented in more than one Breeding Program, but not at the same event.

#### **4.1.7.5 Guidance**

If the presenter is in doubt in which Breeding Program the horse should to be presented he/she can, via the entry form, request guidance from the judges.

### **4.1.8 Catalogue**

A catalog is produced for the association's grading events.

#### **4.1.8.1 Breeding Program**

At grading events, horses from the different Breeding Programs are assessed in separate classes. This must be clearly stated in the catalogue.

#### **4.1.8.2 Purebred ratio**

In catalogues and in the Studbook the amount of Knabstrupper blood is stated in fractions. This is stated in 8<sup>th</sup> and 16<sup>th</sup>. For horses in the breeding programs Purebred Knabstrupper Horse and Purebred Knabstrupper of Classic type, 32 parts are also recorded.

### **4.1.9 Judges**

#### **4.1.9.1 The Grading Commission**

Knabstrupperforeningen for Danmark's Breeding Management appoints a panel of judges who will run the assessment. The Board must approve the panel of judges.

#### **4.1.9.2 Qualification rules of judges**

A judge is disqualified when he/she is the breeder, owner or former owner of the animal being assessed. The judge is also disqualified if he/she is the breeder, owner or previous owner of the sire or has any other financial interest in the animal being assessed. The judge is disqualified to judge any animals which are in competition with said animal and can therefore not judge animals in the same class or Best in Show where said animal is participating.

### **4.1.10 Measurement and control of identity**

All horses and ponies put forward for grading or breeding license are measured and the identity is controlled.

#### **4.1.10.1 Description and assessment of Colouration**

The person responsible for measurement and control of identity is appointed by the Breeding Management, chosen on the basis of the person's knowledge and experience in this field. The identity control, amongst other things, assesses the presence of Knabstrupper colouration, the grey gene or pinto colouration. Before the end of the grading, the results are presented to the Grading Commission's judge(s) who, in cooperation with the person responsible for the identity control, represent the Colour Committee, which is responsible for the final decision. In case of doubt, the Identity Control Assessor will take a hair sample to be sent to a recognized laboratory to settle the matter. As a starting point, the owner of the horse covers any expenses for the gene test.

If it is suspected the animal carries an undesired colour, the owner should have the opportunity to clear any misunderstandings immediately at the grading before a decision is made.

### **4.1.11 Grey gene**



The grey gene (G) is undesired in Knabstrupper breeding.

#### 4.1.11.1 Stallions

Stallions carrying the grey gene are not eligible for a breeding license or grading.

#### 4.1.11.2 Mares

Mares carrying the grey gene are not eligible for grading.

If graded before January 1<sup>st</sup> 2011, mares carrying the grey gene retains their grading.

#### 4.1.11.3 Genotyping

At the grading, the horse's genotype for the grey gene is evaluated and the result is entered in the studbook. In case of doubt, a gene test paid for by the horses owner, settles the matter.

(gg) = the horse does **not** carry the grey gene

(Gg) = the horse is heterozygous for the grey gene

(GG) = the horse is homozygous for the grey gene

#### 4.1.12 Hereditary disorders and defects as well as congenital malformations and deficiencies

Among other things, the Breeding Goal for the Knabstrupper requires a good physique, free from hereditary defects. Eligibility for presentation at gradings of horses with hereditary disorders or defects, congenital malformations or deficiencies is decided in each case by the Breeding Management and the Board.

#### 4.1.13 Horses in poor condition or with injuries

The judges can refuse to assess horses presented in poor condition or with significant injuries. The entry fee is not refunded.

#### 4.1.14 Cancellation

Knabstrupperforeningen for Danmark reserves the right to cancel events if, at the deadline of last registration not enough horses have been entered.

### 4.2 FOALS AND YOUNG STOCK

#### 4.2.1 Age

According to Dyreværnsloven om Transportegnethed (Animal Protection Act concerning suitability for transport), a foal cannot be presented for foal assessment until at least 14 days old.

#### 4.2.2 Assessment

At the assessment, a description of conformation and movement is recorded.

In addition, 5 individual marks are given for:	The scale of marks awarded is as follows:
1. Type	10 Excellent
2. Frame	9 Very good
3. Limbs	8 Good
4. Movement	7 Fairly good/Acceptable
5. Overall Impression	6 Average
	5 Barely acceptable
	4 Not acceptable
	3 Insufficient
	2 Poor
	1 Very poor

The mark for overall impression cannot, in itself, constitute the highest or lowest mark given.

#### 4.2.3 Prizes/rosettes

The mark for overall impression and the colour of rosette given corresponds directly as follows:

Overall impression	Premium	Rosette
10 – 9 – 8	1 <sup>st</sup> premium	Red ribbon
7 – 6	2 <sup>nd</sup> premium	Blue ribbon
5	3 <sup>rd</sup> premium	Green ribbon
4 or less	Rejected	No ribbon

### 4.3 MARES

#### 4.3.1 Age Eligibility for Grading



Mares may be put forward for grading from the calendar year in which they turn 3 years old. Mares are eligible to go forward for a performance test from the calendar year in which they turn 4 years old.

Pregnant mares cannot be presented for grading in the last 34 days before expected foaling (last tenth of the pregnancy).

#### 4.3.2 Grading

Mares are graded with a mark for overall impression of 10-9-8-7-6 or 5 and no individual mark under 5, whether the mare is in the Main Section of the Studbook or the Appendix. F1 mares must achieve a minimum of 6 points for overall impression and no individual mark below 5, to be graded. By the mark 4 or below, the mare is rejected.

#### 4.3.3 Assessment

At the assessment, a description of the mare's conformation and movement is recorded.

In addition, 10 individual marks are given for:	The scale of marks awarded is as follows:
1. Type and body	10 Excellent
2. Head and neck	9 Very good
3. Shoulders and withers	8 Good
4. Topline and hindquarter	7 Fairly good/Acceptable
5. Front legs	6 Average
6. Hind legs	5 Barely acceptable
7. Walk	4 Not acceptable
8. Trot	3 Insufficient
9. Canter	2 Poor
10. Overall impression	1 Very poor

The mark for overall impression cannot, in itself, constitute the highest or lowest mark given.

#### 4.3.4 Optional loose jumping

In connection with events where a performance test is held, for an additional fee, the mare can be shown in loose jumping. The result is entered in the passport.

2 marks are given for:	The scale of marks awarded is as follows:
1. Technique	10 Excellent
2. Potential	9 Very good
	8 Good
	7 Fairly good/Acceptable
It is possible to give ½ marks	6 Average
	5 Barely acceptable
	4 Not acceptable
	3 Insufficient
	2 Poor
	1 Very poor

#### 4.2.4 Prizes/rosettes

The mark for overall impression and the colour of rosette given corresponds directly as follows:

Overall impression	Premium	Rosette
10 – 9 – 8	1 <sup>st</sup> premium	Red ribbon
7 – 6	2 <sup>nd</sup> premium	Blue ribbon
5	3 <sup>rd</sup> premium	Green ribbon
4 or less	Rejected	No ribbon

#### 4.3.6 Regrading

Mares that have previously been graded are eligible to go forward for a regrading, although not within the same year. If the mare is regraded, the latest result takes precedence.

#### 4.3.7 Grading without presentation

In special circumstances, a mare can be graded without presentation.

##### 4.3.7.1 Conditions



Where it is not possible to present a mare for grading, e.g. posthumously, it is possible to apply for a grading without presentation if:

- The mare has at least 1 progeny which is graded or is being presented for grading.
- Mares of unknown ancestry having Knabstrupper colouration.

#### 4.3.7.2 Application and fee

There is a special application form concerning grading without presentation. The mare's name, date of birth, breeder and size has to be stated. It also has to be stated, why the mare cannot be presented for grading. The form, photo of the animal from both sides and the current fee is sent. Half of the fee is refunded if the grading is rejected. It may be possible to give exemption from one or more of the above mentioned requirements without increasing the fee. A grading without presentation costs 1.7 times the price of an ordinary grading in Denmark.

#### 4.3.8 "R" prefix

Mares graded in KNN are eligible to be awarded an "R" prefix to the KNN-prefix in their studbook number as evidence of their own rideability when complying with one of the following:

- The mare has passed the One-day Performance Test.
- The mare has obtained status as at least B-horse in competitions under DRF.
- The mare has achieved the average of at least 7 at DRF's Championat for Unge Heste's (Championship for Young Horses) preliminary assessments.
- Results at minimum the same level, achieved under the auspices of other international organizations may be recognized. The decision of approval is at the Breeding Management's discretion.

#### 4.3.9 DNA

DNA-testing of mares for grading or evaluation for outcrossing is mandatory and has been so since 2007.

If the mare is not already DNA tested, this appearing on the SEGES database, a hair-sample will be collected at the grading venue and a fee for the DNA-test will be charged on the grading invoice to the exhibitor.

#### 4.3.10 Progeny Groups

##### 4.3.10.1 Rules concerning presentation of mare-families and progeny groups

At gradings organized by Knabstrupperforeningen for Danmarks, progeny groups by mares graded by the association can be assessed. All horses exhibited in the group must be graded or registered with Knabstrupperforeningen for Danmark. The exhibitor must be a full member of the association.

The result of the progeny group is entered into the foundation mare's studbook papers.

The progeny groups can be awarded medals according to the following marks:

Points	Medal/rosette
10 – 9	Gold
8	Silver
7	Bronze
6 or less	No medal/ribbon

##### 4.3.10.2 MARE FAMILY I.

Foundation mare with at least two female offspring of direct maternal lineage (e.g. mother and two daughters or mother, daughter and granddaughter). The youngest must be at least 2 years old

##### 4.3.10.3 PROGENY GROUP I

Progeny group out of a foundation mare that is not herself presented. At least 3 female progeny of direct descent, of which the youngest must be at least 2 years old (e.g. 3 daughters).

##### 4.3.10.4 PROGENY GROUP II

Foundation mare with at least 4 progeny of which the youngest must be at least 2 years old.

The group can consist of stallions, mares and geldings.

##### 4.3.10.5 PROGENY GROUP III.



Progeny group out of a foundation mare that is not herself presented. At least 4 progeny of which the youngest must be at least 2 years old. The group can consist of stallions, mares and geldings.

#### 4.4 GELDINGS

##### 4.4.1 Age Eligibility for Grading

Geldings may be put forward for grading from the calendar year in which they turn 3 years old.

Geldings are eligible to go forward for a performance test from the calendar year in which they turn 4 years old.

##### 4.4.2 Grading

Geldings are graded with a mark for overall impression of 10-9-8-7-6 or 5, and is then entered into a gelding-register.

##### 4.4.3 Assessment

At the assessment, a description of the gelding's conformation and movement is recorded.

In addition, 10 individual marks are given for:	The scale of marks awarded is as follows:
1. Type and body	10 Excellent
2. Head and neck	9 Very good
3. Shoulders and withers	8 Good
4. Topline and hindquarter	7 Fairly good/Acceptable
5. Front legs	6 Average
6. Hind legs	5 Barely acceptable
7. Walk	4 Not acceptable
8. Trot	3 Insufficient
9. Canter	2 Poor
10. Overall impression	1 Very poor

The mark for overall impression cannot, in itself, constitute the highest or lowest mark given.

##### 4.4.4 Optional loose jumping

In connection with events where a performance test is held, for an additional fee, the gelding can be shown in loose jumping. The result is entered in the passport.

2 marks are given for:	The scale of marks awarded is as follows:
1. Technique	10 Excellent
2. Potential	9 Very good
	8 Good
	7 Fairly good/Acceptable
	6 Average
It is possible to give ½ marks	5 Barely acceptable
	4 Not acceptable
	3 Insufficient
	2 Poor
	1 Very poor

##### 4.4.5 Prizes/rosettes

The mark for overall impression and the colour of rosette given corresponds directly as follows:

Overall impression	Premium	Rosette
10 – 9 – 8	1 <sup>st</sup> premium	Red ribbon
7 – 6	2 <sup>nd</sup> premium	Blue ribbon
5	3 <sup>rd</sup> premium	Green ribbon
4 or less	Rejected	No ribbon

##### 4.4.6 Regrading

Geldings that have previously been graded are eligible to go forward for a regrading, although not within the same year. If the gelding is regraded, the latest result takes precedence.

##### 4.4.7 "R" designation



Geldings graded with the Knabstrupperforeningen for Danmark are eligible to be awarded an “R” designation as evidence of their own rideability when complying with one of the following:

- The gelding has passed the One-day Performance Test.
- The gelding has obtained status as at least B-horse in competitions under DRF.
- The gelding has achieved the average of at least 7 at DRF’s Championat for Unge Heste’s (Championship for Young Horses’) preliminary assessments.
- Results at minimum the same level, achieved under the auspices of other international organizations may be recognized. The decision of approval is at the Breeding Management’s discretion.

**4.5 STALLIONS**

**4.5.1 Age Eligibility for presentation**

Stallions 2 ½ years old and older can be presented for breeding license.

A Breeding License can take effect in the calendar year the stallion turns 3 years old at the earliest.

A stallion is eligible to go forward for a performance test from the calendar year in which it turns 4 years old.

**4.5.2 Breeding License**

2½ years old and older stallions being presented for breeding license for the first time may be awarded a 2-year breeding license.

A stallion may be given a breeding license for a maximum of two years after which it must be presented for a performance test and pass. Then it can be either fully graded or rejected.

**4.5.3 Access to the Performance Test**

4 year old and older stallions with a breeding license are automatically eligible to be presented at the performance test.

4 year old or older stallions, which do not have a breeding license, must at an ordinary assessment be conformation judged and approved before it is allowed to do the performance test.

**4.5.4 Grading**

Approved 4 year old or older stallions, which have passed a performance test approved by Knabstrupperforeningen for Danmark can achieve final grading.

**4.5.5 Regrading**

Stallions may be put forward for regrading, but not within the same year. If the stallion is regraded, the latest result takes precedence.

**4.5.6 Requirements of approval**

Stallions are approved with an overall impression mark of 10-9-8-7 and no individual mark below 5 in the assessment of conformation.

There are no minimum mark requirements for stallions put forward under the Purebred Program, but the stallion must have passed the veterinary inspection.

Both paces and jumping ability must be mentioned in the description (the oral description given on the day of the grading) of the stallion and the horse’s particular strengths must be highlighted.

**4.5.7 Assessment**

At the assessment for Breeding License and Grading, a description of the stallion’s conformation and movement is recorded.

<p>In addition, 10 individual marks are given for:</p> <ol style="list-style-type: none"> <li>1. Type and body</li> <li>2. Head and neck</li> <li>3. Shoulders and withers</li> <li>4. Topline and hindquarter</li> <li>5. Front legs</li> <li>6. Hind legs</li> </ol>	<p>The scale of marks awarded is as follows:</p> <p>10 Excellent</p> <p>9 Very good</p> <p>8 Good</p> <p>7 Fairly good/Acceptable</p> <p>6 Average</p> <p>5 Barely acceptable</p>
--	---



7. Walk	4 Not acceptable
8. Trot	3 Insufficient
9. Canter	2 Poor
10. Overall impression	1 Very poor

The mark for overall impression cannot, in itself, constitute the highest or lowest mark given.

**4.5.8 Loose jumping**

When presented for Breeding License the stallion must be shown in loose jumping.

2 marks are given for:  1. Technique 2. Potential  It is possible to give ½ marks	The scale of marks awarded is as follows: 10 Excellent 9 Very good 8 Good 7 Fairly good/Acceptable 6 Average 5 Barely acceptable 4 Not acceptable 3 Insufficient 2 Poor 1 Very poor
--	---

6 is the average score. Therefore, all marks above 6 have a positive effect, and marks below 6 have a negative effect.

Jumping and dressage potential is equally weighted at the assessment and the awarding of Breeding License. It must therefore be considered, that a stallion can have a predominant talent for jumping, dressage or both. This should be mentioned in the oral description given on the day of the grading.

**4.5.9. Result/awards**

Stallions are awarded as follows:

**4.5.9.1 Breeding License**

Approved by the veterinarian and an overall score of 10-9-8-7 and no individual mark below 5: Yellow ribbon.

**4.5.9.2 Breeding License according to the Purebred Program**

Approved by the veterinarian, no minimum assessment score requirements: White ribbon

**4.5.9.3 Grading**

Approved/passed Performance test, an overall score of 10-9-8-7 and no individual mark below 5: Red ribbon.

**4.5.9.4 Rejection**

Stallions not approved by the veterinarian are rejected. Stallions with an overall score of 6 or below and stallions with an individual mark under 5 are rejected (The Purebred Program excepted)

Approval	Overall Impres-sion	Individual marks	Veterinary exam	Rosette
Breeding License	10-9-8-7	None below 5	10-9-8-7-6-5	Yellow ribbon
Limited Breeding License (Purebred Program)	No requirements	No requirements	10-9-8-7-6-5	White ribbon
Fully graded	10-9-8-7	None below 5	10-9-8-7-6-5 + an approved Performance Test	Red ribbon
Rejected	6 or less	One or more below 5	4 or less	No ribbon

**4.5.10 Veterinary examination**

At the assessment of stallions for Breeding License, Knabstrupperforeningen for Danmark is required to have the stallions vetted. The Breeding Management directs what veterinary



assessment the stallion must undergo. The results of this assessment are considered by the Breeding Management in conjunction with the Grading Commission.

#### 4.5.11 DNA and parental verification

All stallions presented for Breeding License must, at entry be DNA tested and parentally verified. This must appear in HesteData.

All approved stallions must be DNA tested before they can be used for breeding.

In keeping with the general rules of Landsudvalget for Heste all stallions born after January 1<sup>st</sup> 1994 must have their ancestry verified through DNA testing to obtain approval.

All costs in connection with the DNA testing are borne by the stallion owner.

#### 4.5.12 Progeny Groups

##### 4.5.12.1 Rules for presentation and assessment of Progeny Groups by stallions.

At gradings organised by Knabstrupperforeningen for Danmark, progeny groups by stallions graded by the association can be assessed. All animals exhibited must be graded or registered with Knabstrupperforeningen for Danmark. The exhibitor must be a full member of the Society.

The result of the progeny group will be entered into the foundation stallion's studbook papers.

The progeny groups can be awarded medals according to the following guidelines:

Points	Medal/rosette
10 – 9	Gold
8	Silver
7	Bronze
6 or less	No medal/ribbon

##### 4.5.12.2 SMALL PROGENY GROUP.

The progeny group must consist of at least 5 progeny of which the youngest must be at least 2 years old. The group may consist of stallions, mares and geldings.

##### 4.5.12.3 LARGE PROGENY GROUP.

Stallions with registered progeny 5 years or older may present a Large Progeny Group. This consists of at least 10 progeny, 2 years or older, of which at least 5 must be 5 years or older. The group can consist of stallions, mares and geldings.

## CHAPTER 5: ELITE STATUS

### 5.1 ELITE STATUS

Stallions and mares graded with Knabstrupperforeningen for Danmark can, after application to the Breeding Management, gain Elite Status according to the guidelines below.

#### 5.1.1 Guidelines

##### 5.1.1.1 Appointment

The appointment happens once a year and is announced at the ordinary General Assembly. The Breeding Management will make a decision on the entitlement of the horse on the basis of the submitted application.

##### 5.1.1.2 Application

The application must be submitted to the Breeding Management at the latest on December 31<sup>th</sup>, the previous year. It is the applicant's responsibility to enclose documentation for the horse's entitlement to Elite Status.

##### 5.1.1.3 Fee

If it is necessary for the Breeding Management to assist in finding and interpreting the documentation, this will be invoiced on an hourly basis. An application fee of DKK 300 must be enclosed with the application. The fee is non-refundable irrespective of the outcome of the application.

##### 5.1.1.4 Competition results

The criteria for S-, A- and B-status follows the old DRF (Danish Riding Association) system, which is available on HesteData. Results gained abroad will also count as long as the Breeding Management is able to translate these into comparable results gained under DRF.

##### 5.1.1.5 Dispensation



Dispensation may be given in special circumstances. For example lacking riding results for very small miniature or size III ponies, or for animals with exceptional own results that do not have sufficient progeny.

### **5.2 ELITE STALLIONS**

Stallions fully graded with Knabstrupperforeningen for Danmark who have passed a performance test conducted under the auspices of Knabstrupperforeningen for Danmark can be promoted to Elite Stallions when fulfilling at least 3 of the 4 criteria below.

1. The stallion has shown good own performance in sport and achieved a status equivalent to at least B-status. Miniature and size III ponies that are too small to be ridden and compete, have achieved at least 800 points at their Performance test.
2. The stallion has progeny that have shown good performance in sport. At least 1 progeny of S- or A-status, 2 progenies of B-status or at least 5 progenies having passed KNN's 1-day performance test with a minimum of 800 points. For each horse, only one set of competition results is counted.
3. At least 10 progeny graded with Knabstrupperforeningen for Danmark have achieved overall marks of 8 or more (mares, geldings) or are stallions with unlimited 1- or 2-year license or fully graded stallions.
4. The stallion has presented a Progeny Group assessed with Knabstrupperforeningen for Danmark and achieved at least a silver medal.

### **5.3 ELITE MARES**

Mares graded with Knabstrupperforeningen for Danmark can be promoted to Elite Mares when fulfilling at least 4 of the 6 criteria below:

1. The mare is graded with Knabstrupperforeningen for Danmark with an overall score of at least 8.
2. The mare has at least 3 progeny graded with Knabstrupperforeningen for Danmark that have achieved the overall score of 8 or more (mares, geldings) or are stallions with unlimited 1- or 2-year licenses or fully graded stallions assessed by Knabstrupperforeningen for Danmark.
3. The mare has presented a Progeny Group assessed by Knabstrupperforeningen for Danmark and achieved at least a silver medal.
4. The mare has RKNN status.
5. The mare has at least 2 progeny that have passed the Performance test or achieved RKNN-status or equivalent.
6. The mare has at least 1 progeny, which has S- or A-status.

## **CHAPTER 6: 1-DAY PERFORMANCE TEST**

### **6.1 PURPOSE**

The purpose of the Performance Test is to judge the performance ability of Knabstruppers according to standards and size.

### **6.2 GUIDELINES**

#### **6.2.1 Participants**

The participants are approved horses/ponies (hereafter referred to as "horses") from Knabstrupperforeningen for Danmark's Breeding Programs.

Stallions can only participate in the Performance Test after passing an assessment, usually in connection with a Breeding License.

Horses can go forward for a performance test in the calendar year in which it turns 4 years old at the earliest.

Mares in foal can be assessed until 5 months before they are due to foal, and will not do the canter in the endurance phase. Mares having foaled in the year of the assessment, can participate, at the earliest 5 months after foaling. Mares may not bring foals on the day of the assessment.

#### **6.2.2 Venue and duration**



The assessment takes place at a venue, approved by Knabstrupperforeningen for Danmark's Breeding Management. The assessment runs over 1 day.

### 6.2.3 Phases

The assessment consists of the following phases:

1. Veterinary inspection
2. Assessment of paces according to the judge's instructions/Test Rider assessment
3. Jumping, loose and under rider
4. Endurance test

### 6.2.4 In practice

Knabstrupperforeningen for Danmark's Breeding Management arranges for the veterinary, judges, helpers, ground people as well as the practical and technical execution (program, catalogue, timing, secretary, calculation, certificates etc.)

### 6.2.5 Technical Commission

A Technical Commission of 3 people is established. The Commission ensures that the planning and implementation of the assessment is technically correct. In cases of doubt, the Technical Commission decides if a horse can pass its assessment or not. One or more of the judges may be a member of the Commission.

### 6.2.6 The judges

The assessment is done by a team of at least 2 judges.

The qualification rules of judges (4.1.9.2) also apply here.

### 6.2.7 Guidelines for assessment and requirements to pass

- The assessments of paces, jumping, endurance and veterinary inspection phases are mandatory. The assessment is done as a ridden or as a driven test. For miniature ponies under 90 cm at the withers the requirements of the assessment are decided in each case.
- The height-, distance- and time-requirements depends on the size of the horse. This means that, for example, an oversize pony completes the test for horses and, an undersize horse completes the test for (size I) ponies.
- The Breeding Management of Knabstrupperforeningen for Danmark sets the weighting of each element of the assessment (diagram 6.4.1, 6.4.2 and 6.4.3) and determines the requirements for passing the assessment.
- The current requirements to pass the test are:  
For 4-year-old stallions the minimum overall result must be 700 points.  
For 5 year old and older stallions, the minimum overall result must be 715 points.  
The minimum requirements for mares and geldings is an overall result of 650 points.  
No individual marks under 5 are accepted.
- If a horse fails any phase of the assessment, subsequent phases may be voluntarily completed. A horse pulled from the test due to illness is entitled to be re-presented at a later date.
- If a stallion fails its Performance Test, it is up to the Breeding Management if the stallion can be re-presented at a later date.

### 6.2.8 Scale of marks

The scale of marks - ½ marks may be used										
10	9	8	7	6	5	4	3	2	1	0
Excellent	Very good	Good	Fairly good/ Acceptable	Average	Barely acceptable	Not acceptable	Insufficient	Poor	Very poor	Not shown

### 6.2.9 Result

The result is calculated as seen on diagrams 6.4.1, 6.4.2 & 6.4.3 for a ridden test and a driven test respectively.

### 6.2.10 Award of the "R" Prefix



Mares which pass the 1-Day Performance Test are awarded an “R” prefix to the studbook number as evidence of their own rideability. Geldings are also awarded an “R”.

#### **6.2.11 Rider/driver**

There must be harmony with regards to size and weight of the rider/driver compared to the size and physical ability of the horse

It is permitted to use different riders/drivers for the different disciplines.

The assessment has no age restrictions for pony riders.

If the horse is driven no groom is required.

##### **6.2.11.1 Safety hat**

An approved safety hat must be worn at all times during the assessment and at prize giving, if the horse is presented under saddle or harnessed.

##### **6.2.11.2 Use of whip and spurs**

During the assessment of the paces it is permitted to use spurs or carry a whip (max. length 100 cm for riders on ponies and 120 cm for riders on horses, including lash) but not both whip and spurs at the same time. The maximum length of spurs for pony riders is 2 cm.

When jumping and doing the endurance test, the rider may carry a whip, max length of 75 cm incl. lash and/or blunt spurs.

A whip of suitable length may be used when presenting the driven horse.

#### **6.2.12 Tack and shoeing**

##### **6.2.12.1 Shoes**

The horse/pony must be unshod or shod with ordinary shoes. Ring shoes without a sole are permitted. If the horse/pony has special shoeing needs, a reason for this must be presented, which will be evaluated by the judges and the veterinarian.

##### **6.2.12.2 Tack **APPENDIX 4****

In all disciplines the horse must wear an ordinary bridle and a straight bar rubber snaffle, 2 or 3 piece snaffle or egg-butt snaffle according to the rules of DRF (the Danish Riding Federation).

When driving a straight bar rubber snaffle, 2 or 3 piece snaffle, egg-butt snaffle, post/butterfly or Liverpool bit is permitted.

A noseband is mandatory. A drop noseband (Hanoverian), a cavesson noseband (English) or a flash noseband is permitted as according to DRF's (Danish Riding Federation) rules.

##### **6.2.12.3 Auxiliary reins**

No form of auxiliary rein is permitted, but a standard running martingale during the jumping and endurance phase is allowed. The martingale must be correctly fitted. Should the judges consider the martingale disturbs the horse or the assessment, they can demand it to be adjusted or removed.

##### **6.2.12.4 Boots, over-reach boots and bandages**

###### Assessment of paces:

Boots, over-reach boots and bandages are not allowed.

###### Jumping:

Boots, over-reach boots and bandages are allowed on the front legs. It is not allowed to use boots and bandages on the hind legs.

###### Endurance test:

Boots, over-reach boots and bandages are allowed.

#### **6.2.13 General rules**

- The horse must be fit and in a general condition which allows it to complete the assessment in a suitable and proper manner.
- Doping is not permitted, and will lead to disqualification.
- Poor sportsmanship or unnecessary punishment of the horse/pony may lead to dismissal. Horses/ponies deemed to pose a danger to themselves or others may be dismissed. The judges and the Technical Committee have the authorization to dismiss a horse.



- If the weather conditions are very bad and/or the surface is poor, dispensation may be given to deviate from the rules to ensure safe completion of the performance test.
- All attendees participate at their own risk. Knabstrupperforeningen for Danmark cannot be held liable for any kind of loss, injury or damage, whether direct or indirect, consequential or incidental, arising from participation in the event.
- Except where otherwise stated, the ordinary rules of Dansk Ride Forbund (Danish Riding Federation) and Dansk Køreforbund (Danish Driving Federation) will apply.
- These rules are indicative, and the decisions and instructions of the judges always apply.

## **6.3 DESCRIPTION OF THE PHASES OF THE ASSESSMENT.**

### **6.3.1 Veterinary inspection**

- A veterinary inspection is undertaken, to a specified extent, to evaluate the horse's performance ability. It primarily relates to durability and temperament. The assessment may include a flexion test, if it is deemed necessary. Should the veterinary deem it necessary, the horse/pony can be subjected to a more thorough examination. The vetting is conducted before the start of the performance test and after the endurance test.
- Marks are awarded for the clinical result (the horse's durability). These are not included in the calculation of the final result of the test, but a minimum score of 5 is required to continue the test.
- Marks for temperament during the initial clinical inspection and the regeneration inspection after the endurance test are given. These are included in the calculation of the final result as an average sum.
- After the endurance test the horse's pulse and respiratory rate are checked, 10 minutes later this is repeated, and the horse's recovery rate after exertion is evaluated. A mark is given for the 'ability to regenerate'. This mark is calculated as an average between the result for pulse and respiration.
- The regeneration/recovery rate check of the endurance test may be conducted by a competent person who is not necessarily a qualified vet.

### **6.3.2 Assessment of paces**

#### **6.3.2.1 Ridden assessment**

- The test is completed under saddle partly by the "own rider" and partly by a test rider (assessor).
- The assessment is conducted according to the judge's instructions. Up to 2 candidates can be assessed simultaneously.
- The horse/pony must be able to complete the following exercises: a 20 m circle in trot and canter, lengthened strides in trot and canter, free walk on a long rein. Some exercises may be repeated according to the judge's instructions. For older horses/ponies, exercises that are more difficult may be requested.
- The judges give marks for walk, trot, canter and behaviour under rider.
- Immediately after the above, a test rider (assessor) rides the horse/pony (excluding miniature ponies, size II & III ponies) for approximately 5 minutes. The assessor gives marks for rideability and potential.

#### **6.3.2.2 Driven Assessment**

- The driving is conducted at walk and trot according to the judge's instructions. Immediately after this, canter is shown on the lunge on both reins.
- The judges give marks for walk, trot, canter and behaviour during driving/lungeing.

### 6.3.3 Jumping

- The test is performed partly loose and partly under rider. Horses doing a driven assessment only loose jump. For horses doing the ridden test, the jumping under rider is voluntary/optional.
- The judges determine the size of jumps and distance between them, taking into consideration the potential and age of the horse/pony. The heights and distances listed below are guidelines. The judges may choose to increase the height, if they wish to test a horse/pony's potential, taking into consideration the age of the horse/pony.
- The judges give marks for technique, potential and behaviour/rideability.

#### 6.3.3.1 Loose jumping (cf. diagrams below)

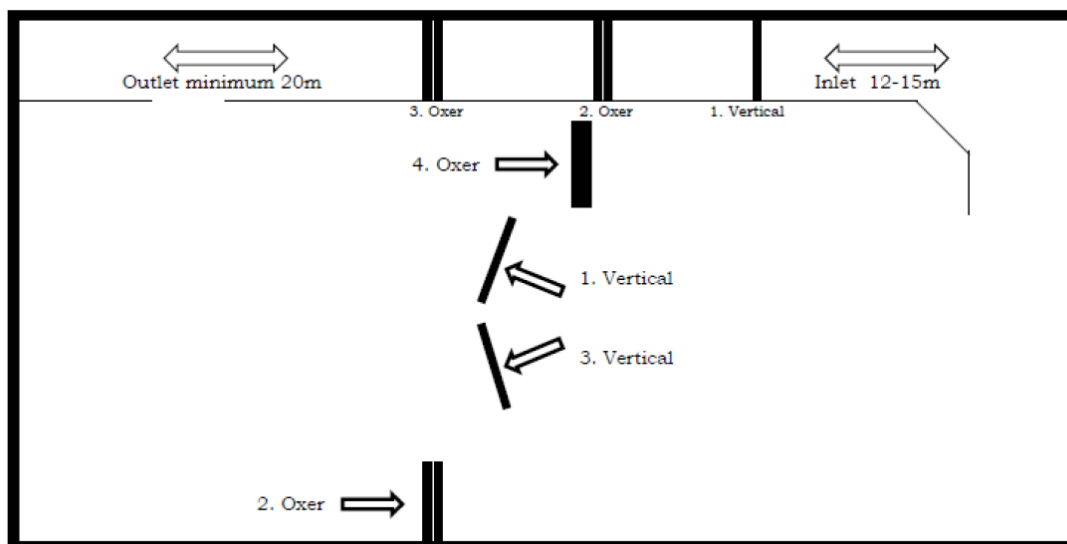
Specifications for the loose jumping corridor				
Approach	Jump 1.	Jump 2.	Jump 3.	Run off
About 12 m	Upright/vertical	Spread/oxer	Spread/oxer	Minimum 20 m

Distance between jumps and maximum height and width				
Size of horse	Distance between jump 1 and 2	Distance between jump 2 and 3	Maximum height	Maximum width
Horse	6,9 m	7,4 m	100 cm	120 cm
Size I pony	6,5 m	6,7 m	80 cm	90 cm
Size II pony	6,2 m	6,4 m	70 cm	80 cm
Size III pony	5,8 m	6,0 m	60 cm	70 cm
Miniature pony	5,4 m	5,6 m	50 cm	60 cm

#### 6.3.3.2 Jumping under rider (cf. diagram below)

Four individual obstacles are jumped (both up-rights and spreads) according to the judge's instructions. The guideline heights and widths are the same as for the loose jumping.

**DIAGRAM 1: JUMPING: loose and ridden**





### 6.3.4.1 Endurance assessment

- The endurance assessment takes place on a circular track. It is performed under saddle or in harness. The assessment starts with walk followed by trot and ends with canter. If the assessment is done in harness, the canter part is replaced by trot. Mares in foal are not required to do the canter part of the assessment.
- The regeneration/recovery rate assessment is done immediately after the endurance test.
- 10 points are given if the correct time is kept (maximum time). If the time is not kept, 0,1 point is deducted for each second the time is exceeded.
- A mark is given for willingness and behaviour.

<b>Endurance assessment; Distance, tempo and correct time</b>			
<b>Horse</b>	<b>Distance</b>	<b>Tempo</b>	<b>Correct time (max.)</b>
Walk	500 m	100 m/min	5 min
Trot (ridden)	2500 m	250 m/min	10 min
Canter	1000 m	500 m/min	2 min
Trot (driven)	3500 m	250 m/min	14 min
<b>Pony size I (large)</b>	<b>Distance</b>	<b>Tempo</b>	<b>Correct time (max.)</b>
Walk	500 m	90 m/min	5 min 33 sec
Trot (ridden)	2500 m	225 m/min	11 min 07 sec
Canter	1000 m	400 m/min	2 min 30 sec
Trot (driven)	3500 m	225 m/min	15 min 34 sec
<b>Pony size II (medium)</b>	<b>Distance</b>	<b>Tempo</b>	<b>Correct time (max.)</b>
Walk	500 m	80 m/min	6 min 15 sec
Trot (ridden)	2500 m	200 m/min	12 min 30 sec
Canter	1000 m	350 m/min	2 min 52 sec
Trot (driven)	3500 m	200 m/min	17 min 30 sec
<b>Pony size III (small)</b>	<b>Distance</b>	<b>Tempo</b>	<b>Correct time (max.)</b>
Walk	500 m	50 m/min	10 min
Trot (ridden/lunge)	1000 m	150 m/min	6 min 40 sec
Canter	500 m	250 m/min	2 min
Trot (driven)	1500 m	150 m/min	10 min
<b>Miniature Pony</b>	<b>Distance</b>	<b>Tempo</b>	<b>Correct time (max.)</b>
Walk	500 m	50 m/min	10 min
Trot (ridden/lunge)	750 m	150 m/min	5 min
Canter	250 m	200 m/min	1 min 15 sec
Trot (driven)	1000 m	150 m/min	6 min 40 sec




## 6.4 SCORE SHEETS

### 6.4.1 Ridden Performance Test

<b>Knabstrupperforeningen for Danmark</b> <small>EU-ANERKENDET MODERFORBUND</small>								
<b>PERFORMANCE TEST (Ridden)</b>								
Venue:				Date:				
Name:				Born:				
Reg.no.:				Sire:				
Dam:				Dam Sire:				
Owner:								
<hr/>								
<b>1. Dressage</b>		Rider		Vægt		<b>Total</b>		
a) Walk				1				
b) Trot				1				
c) Canter				1				
<hr/>								
<b>2. Jumping</b>		Rider	Loose Jump	Average	Vægt	<b>Total</b>		
a) Technique					1			
c) Potential					1			
<hr/>								
<b>3. Endurance</b>				Marks	Vægt	<b>Total</b>		
a) Penalties 10 - ( )					1			
b) Regeneration ability					1			
<hr/>								
<b>4. Willingness/Rideability/Potential</b>		Rider	Loose jump	Endurance	Vet.	Average	Vægt	<b>Total</b>
Behaviour - Dressage							1	
Rideability/Behaviour - Jumping							1	
Rideability - Test rider							1	
Potential - Test rider							1	
Willingness - Endurance							1	
Behaviour - Endurance							1	
Temperament - Endurance test/Veterinarian							1	
<hr/>								
<b>5. Marks for clinical examination</b>						<b>Result:</b>		
<hr/>								
<b>Times - Endurance:</b>								
Walk	500 m							
Trot	2500 m							
Canter	1000 m							
<hr/>								
<b>THE TEST IS APPROVED</b>								
<hr/>								
_____ Signatur								




## 6.4.2 Ridden Performance Test, jumping under rider opted out

 <b>Knabstrupperforeningen for Danmark</b> <small>EU-ANERKENDT MODERFORBUND</small>								
<b>PERFORMANCE TEST (Ridden - jumping under rider opted out)</b>								
Venue:				Date:				
Name:				Born:				
Reg.nr.:								
Sire:								
Dam:								
Damsire:								
Owner:								
<b>1. Dressage</b>		Rider				Vægt	<b>Total</b>	
a) Walk						1		
b) Trot						1		
c) Canter						1		
<b>2. Jumping</b>		Rider	Loose Jump				Vægt	<b>Total</b>
a) Technique							1	
c) Potential							1	
<b>3. Endurance</b>				Marks			Vægt	<b>Total</b>
a) Penalties 10 - ( )							1	
b) Regeneration ability							1	
<b>4. Willingness/Rideability/Potential</b>		Rider	Loose jump	Endurance	Veterinary	Average	Vægt	<b>Total</b>
Behaviour-Dressage							1	
Rideability/Behaviour- Jumping							1	
Rideability - Test rider							1	
Potential - Test rider							1	
Willingness - Endurance							1	
Behaviour - Endurance							1	
Temperament - Endurance test/Veterinary							1	
<b>5. Marks for clinical examination</b>								<b>Result:</b>
<b>Times - Endurance:</b>								
Walk	500 m							
Trot	2500 m							
Canter	1000 m							
<b>THE TEST IS APPROVED</b>								
<div style="border-top: 1px solid black; width: 100%; margin: 0 auto;"></div> Signature								



## 6.4.3 Performance Test in harness

 Knabstrupperforeningen for Danmark <small>EU-ANERKENDT MODERFORBUND</small>																
PERFORMANCE TEST (Driven)																
Venue:				Date:												
Name:				Born:												
Reg.no.:				Sire:												
Sire:				Dam:												
Dam:				Damsire:												
Damsire:				Owner:												
Owner:																
<b>1. Dressage</b>		Carriage		Weight		<b>Total</b>										
a) Walk				1												
b) Trot				1												
c) Canter				1												
<b>2. Jumping</b>		Loose Jump		Weight		<b>Total</b>										
a) Technique				1												
b) Potential				1												
<b>3. Endurance</b>			Marks		Weight		<b>Total</b>									
a) Penalties 10 - (x,x)					1											
b) Regeneration ability					1											
<b>4. Willingness/Behavior/Potential</b>		Carriage		Loose Jump		Endurance		Vet.		Average		Weight		<b>Total</b>		
Willingness/behaviour- driven												1				
Willingness/behaviour - jumping												1				
Willingness Endurance												1				
Behaviour Endurance												1				
Temperament - Endurance test/Vet												1				
<b>5. Marks for clinical examination</b>															<b>Result:</b>	
<b>Times - Endurance:</b>																
Walk			500 m													
Trot			3500 m													
<b>THE TEST IS APPROVED</b>																
_____ Signatur																